



EMERSON[™]
Industrial Automation

Mentor MP

Flexible DC Drive
25 A to 7400 A
208 V-480 V/575 V/690 V

 **CONTROL
TECHNIQUES**[™]
www.emersonct.com

The DC drive for the 21st century

Developed by the pioneer in DC drive technology, the new Control Techniques Mentor MP is the most advanced DC drive available, providing optimum performance and a high degree of versatile system interfacing capability. This 5th generation DC drive replaces the Mentor II and integrates the control platform from the world's leading intelligent AC drive, Unidrive SP.


Existing Mentor II customers can easily migrate to the new MP platform. All power terminal locations and mounting points are the same as the Mentor II and free software tools are available to assist in transferring drive parameters and programs. Mentor MP is also an ideal retrofit choice when upgrading other manufacturers' obsolete drives, with features to ensure it can

integrate easily with your existing motor, power supply, application equipment and communication networks.

Upgrading your control system

DC drives provide many performance advantages, especially in regenerative and high power applications. Most DC motors in use today are easily capable of providing continued service. Upgrading your drive to the Mentor MP allows you to maximize motor performance, enhance system reliability and interface digitally with the latest control equipment using Ethernet and a wide range of industrial networks. If you are planning to upgrade your Mentor or other manufacturer's DC system, Mentor MP is the clear choice.

Mentor MP DC drive features



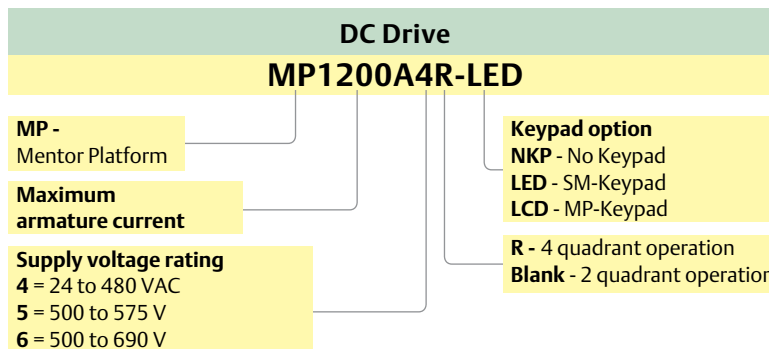
Ratings and dimensions

Model			Frame	Armature Current (A)*	Field Current (A)	Height (H)	Width (W)	Depth (D)	Quadrants of Operation	
480V EN / IEC cULus	575V EN / IEC cULus to 600V	690V EN / IEC								
MP25A4(R)	MP25A5(R)	n/a	1A	25	8	17.5 in (444 mm)	11.5 in (293 mm)	8.7 in (222 mm)	2 and 4	
MP45A4(R)	MP45A5(R)			45						
MP75A4(R)	MP75A5(R)			75						
MP105A4(R)	MP105A5(R)	n/a	1B	105		17.5 in (444 mm)	11.5 in (293 mm)	9.9 in (251 mm)	2 and 4	
MP155A4(R)	MP155A5(R)			155						
MP210A4(R)	MP210A5(R)			210						
MP350A4(R)	MP350A5(R)	MP350A6(R)	2A	350		20	25.2 in (640 mm)	19.5 in (495 mm)	11.9 in (301 mm)	2 and 4
MP420A4(R)	n/a	n/a		420						
n/a	MP470A5(R)	MP470A6(R)		470**						
MP550A4(R)	n/a	n/a		550						
MP700A4(R)	MP700A5(R)	MP700A6(R)	2B	700	25.2 in (640 mm)		19.5 in (495 mm)	11.9 in (301 mm)	2 and 4	
MP825A4(R)	MP825A5(R)	MP825A6(R)		825**						
MP900A4(R)	n/a	n/a		900						
MP1200A4	MP1200A5	MP1200A6	2C	1200	20		41.3 in (1,050 mm)	21.9 in (555 mm)	24.1 in (611 mm)	2
MP1850A4	MP1850A5	MP1850A6		1850						
MP1200A4R	MP1200A5R	MP1200A6R	2D	1200		59.4 in (1,510 mm)	21.9 in (555 mm)	24.1 in (611 mm)	4	
MP1850A4R	MP1850A5R	MP1850A6R		1850						



*Current ratings are at 104°F (40°C) with 150% overload for 30s. **For this rating at 575V and 690V, 150% overload time is 20s at 104°F (40°C) and 30s at 95°F (35°C). (R) indicates optional order code for 4-quadrant operation.

Order string

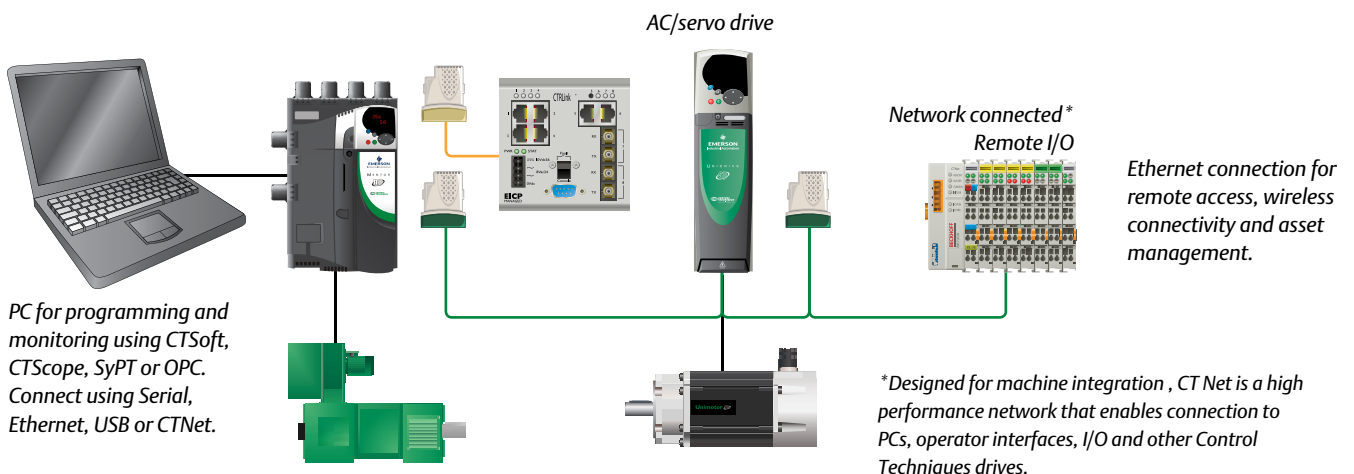



Note: 7,400A is achieved by parallel connection of Mentor MP drives.

Machine communication has never been more flexible or easy to implement

Mentor MP can operate in virtually any machine networking environment. It can even serve as a gateway and support multiple communication protocols on a single network.

The SM-Applications Plus module provides expanded on-board processing power and ultra-high speed peer-to-peer communication between Mentor MP and Control Techniques' AC drives and servo drives.






Unparalleled integ

Control Mode


Armature Voltage Feedback



Tach Feedback



Encoder Feedback



Field Control

Options

Standard



Mentor MP in field mode greater than 25 A



FXMP25 Field Control up to 25 A



Integrated Field Control
Size: 18A
Size 2A and 2B: 10 A
Size 2C and 2D: 20 A

Drive Programming and Operator Interface

Operator Interface



CTSoft CTScope

MP-Keypad LCD Display



SM-Keypad LED Display



SmartCard



Input/Output

Standard

Options



7 Digital I/O
5 Analog I/O
2 Form C relays

SM-I/O 32



SM-I/O Plus



SM-I/O Lite



SM-I/O Timer



SM-I/O 120V



SM-PELV



REMOTE I/O



Centralized PLC

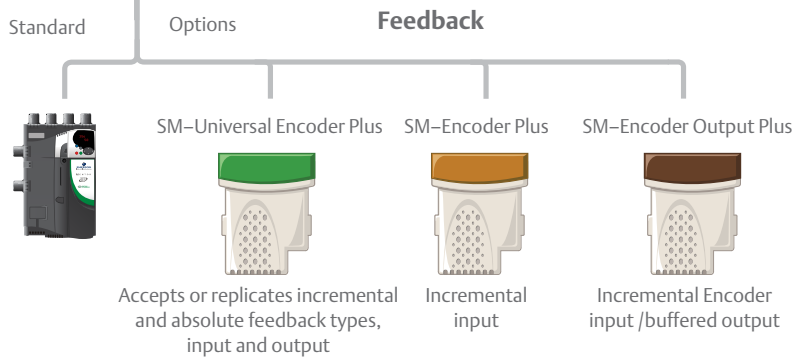
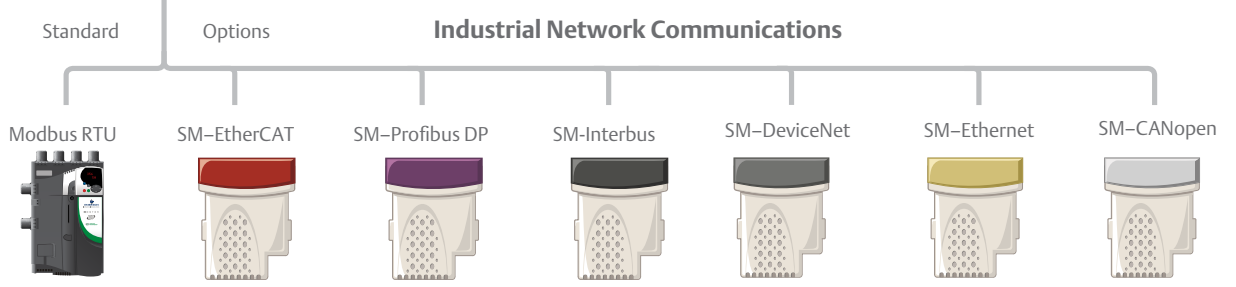
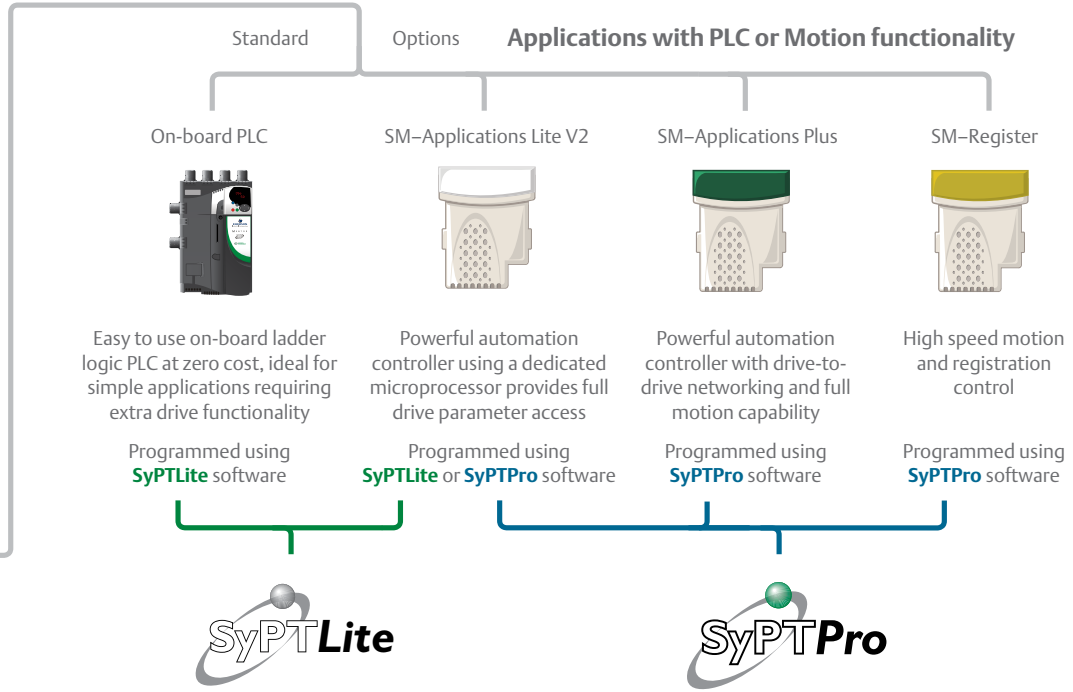


PLC


MENTOR



Integration versatility



PC/Motion Control Options



Motion Controller

PC

Options

Configuration Tools	Description	Order Code	Notes
Base Drive Configuration	Cloning and Parameter Storage	SmartCard	Shipped FREE with every order
	Configuration Software	CTSoft	Shipped FREE with every order
	Digital Oscilloscope	CTScope	Shipped FREE with every order
	Communications Cable - RS232/485	CT-Comms-Cable	RS232 PC-to-drive cable
	Communications Cable - USB	CT-USB-Cable	USB PC-to-drive cable
Operator Interface	LED Keypad	SM-Keypad	Bright, high-visibility LED display
	LCD Keypad	MP-Keypad	Multi-language display with help
	Programmable HMI Panels	CTVue series	Graphic and touchscreen operator interfaces
Solutions Modules	Description	Order Code	Notes
I/O	120/240 VAC I/O	SM-I/O-120 V	6 x 120 VAC inputs (or 3 x 240 VAC)
	24 V Protected I/O (48 V withstand)	SM-I/O-24 V	3 x digital inputs, 4 x digital I/O, 2 x relays, 2 x analog mA outputs
	32 Point Digital I/O	SM-I/O-32	SyPT Lite or SyPTPro software required for full 32 I/O configuration
	Extra I/O with Encoder Reference	SM-I/O-Lite	3 x digital inputs, encoder input, 1 x relay, 1 x analog input, 1 x analog output
	Protective Extra Low Voltage I/O	SM-I/O-PELV	1 x digital input, 4 x digital I/O, 2 x relays, 2 x analog mA inputs, 1 x analog output
	Extended Analog and Digital I/O	SM-I/O-Plus	3 x digital inputs, 3 x digital I/O, 2 x relays, 2 x analog V inputs, 1 x analog V output
	Extra I/O with Real-Time Clock/Calendar	SM-I/O-Timer	3 x digital inputs, encoder input, 1 x relay, 1 x analog input, 1 x analog output
	Remote CTNet Network I/O	Refer to factory	Connects to drive via CTNet port on SM-Apps-Plus
Feedback	Universal Encoder Feedback	SM-Uni-Encoder	Absolute and incremental encoders, SinCos, SSI, Hyperface and Endat signals supported
	Incremental Encoder Input	SM-Encoder-Plus	Incremental encoder feedback
	Incremental Encoder Input & Output	SM-Encoder-Out	Incremental encoder feedback plus simulated encoder output
Programmable Control	Systems Programming (Centralized Control)	SM-Apps-Lite-V2	
	Systems Programming (Distributed Control)	SM-Apps-Plus	Includes CTNet, RS485 (Modbus and CTSync) and 4 high speed digital I/O
	High Speed Capture & Registration	SM-Register	Includes CTNet, RS485 (Modbus and CTSync) and 4 high speed digital I/O with enhanced capture functions
PC Programming Tools	Description	Order Code	Notes
Programmable Control	Ladder and Function Blocks	SyPTLite	For use with base drive PLC and SM-Apps-Lite-V2; available as a free download.
System Programming	IEC 61131-3 (Ladder, FB, and Text Based)	SyPTPro	Drive and systems programming software for use with SM-Apps-Lite-V2, SM-Apps-Plus and SM-Register

Box-it!™ Packaged drives and pre-engineered systems

Control Techniques can supply Mentor MP-based DC motor control solutions in industry-standard enclosures with a wide range of options and accessories including disconnects, fusing, contactors and control equipment.



Accessories

Power

- Dynamic Braking Resistors
- Line Reactors
- EMC Filters
- Field Supply Buck/Boost Transformers
- DC Motors

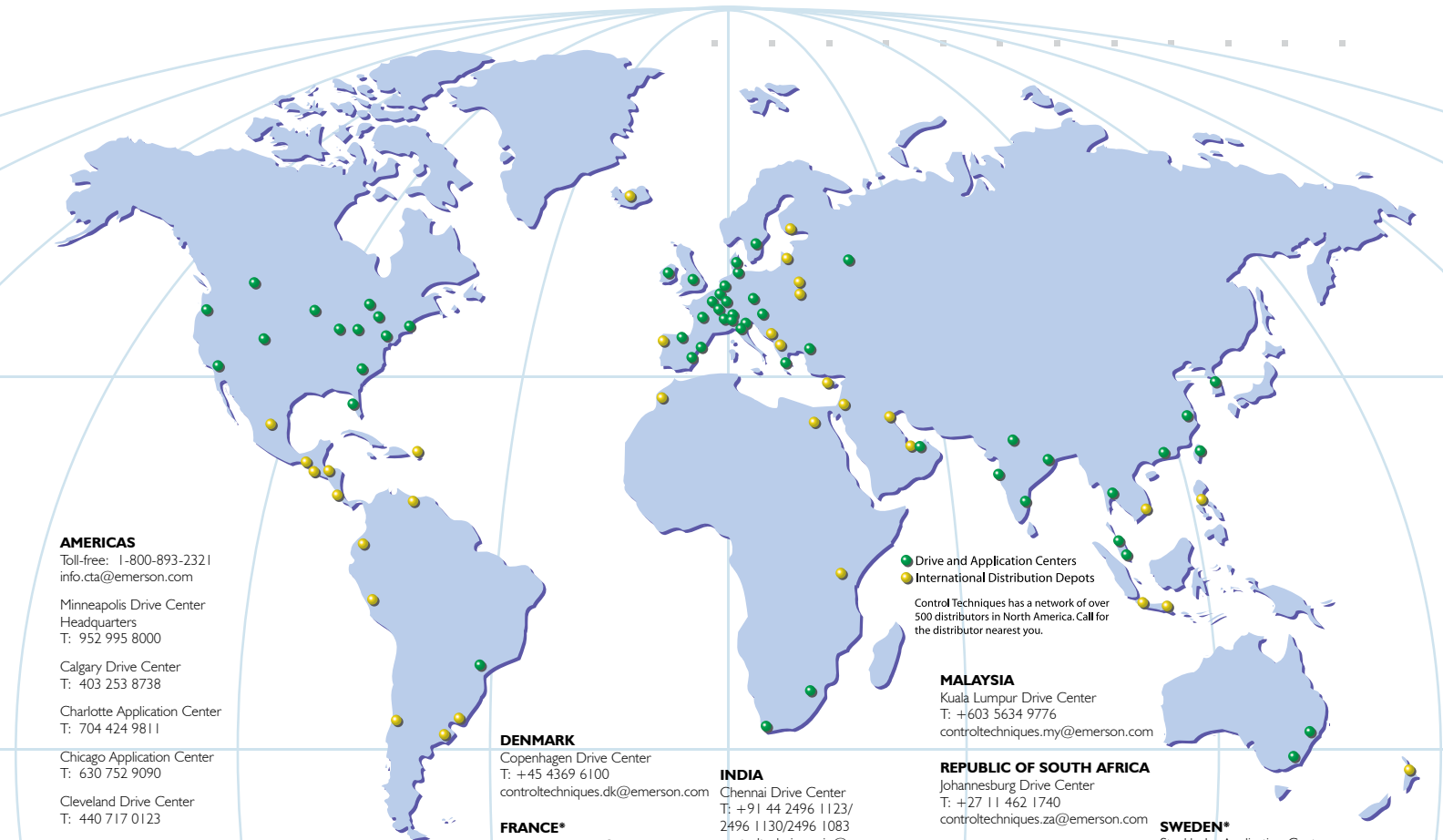


Specifications

	Environment
Ambient Operating	32° to 131°F (0° to 55°C) Derate current 1.5% per °F/C from 104° to 131°F (40° to 55°C)
Cooling Method	MP25-MP45 natural convection MP75 and larger forced convection
Humidity	90% relative humidity at 122°F (50°C)
Storage Temperature	-40° to 131°F (-40° to 55°C)
Altitude	0 to 9,842 ft (0 to 3,000 m), derate 1% per 380 ft (100 m) between 3,280 ft (1,000 m) and 9,842 ft (3,000 m)
Enclosure	MP25-MP210 is IP20 MP350 and larger is IP00
	AC Supply Requirements
SCR Supply Voltage	24 to 480 VAC ±10% 500 to 575 VAC, 500 to 690 VAC ±10%, 3Ø
Frequency	48 to 65 Hz
Supply Fault Current	100 kA
Auxiliary Supply Voltage	208 to 480 VAC ±10%, 1Ø
Drive Efficiency	99%
Armature Voltage (max.)	2 Quadrant drives 1.35 X input VAC 4 Quadrant drives 1.15 X input VAC
Field Voltage (max.)	0.9 X input VAC with 1-phase input 1.35 X input VAC with 3-phase input (Mentor MP in field mode)
	Control
Analog Input Resolution	16-bit plus sign, 250µs (Qty 1), 10-bit plus sign, 250µs (Qty 2)
Speed Loop	250µs loop update
Current Loop	35µs current sampling time
Feedback Methods	Encoder (resolution 0.01%) DC tachometer (resolution 0.1%); AC tachometer (resolution 1%) Armature Voltage (resolution 5%) Optional additional incremental and absolute encoders (Qty 3)
Field Control	Current regulated with flux control MP25-MP210 8 A MP350-MP1850 20 A Optional FXMP25 25 A Mentor MP field mode 25 – 210 A
Serial Communications	2- or 4-wire RS422 or RS485, optically-isolated Protocol is ANSI x 3.28-2.54-A4 or Modbus RTU Baud rate is 300 to 115,200
	Protection & Diagnostics
Control	Galvanic electrical isolation, 24 VDC power supply
Supply	Loss, undervoltage, overvoltage, transient suppression
Armature	Open circuit, I ² t overload, instantaneous overcurrent
Field	Loss, overcurrent
Motor	Motor over-temp switch or thermistor overtemperature trips
Drive Thermal	Heatsink, SCR junction, control board and option module(s)
Current Loop Loss	Loss of analog current reference
	Standard Programmable I/O
Digital Inputs	3 x 24 VDC
Digital Input/Outputs	3 x 24 VDC
Relays	2 form C standard
Analog Inputs	1 x 16 bit differential 0-10 V, 2 x 10 bit voltage or mA
Analog Outputs	2 x 10 bit voltage or mA
	Fixed I/O
Drive Enable	24 VDC



Driving Technology...



AMERICAS
Toll-free: 1-800-893-2321
info.cta@emerson.com

Minneapolis Drive Center
Headquarters
T: 952 995 8000

Calgary Drive Center
T: 403 253 8738

Charlotte Application Center
T: 704 424 9811

Chicago Application Center
T: 630 752 9090

Cleveland Drive Center
T: 440 717 0123

Fort Myers Drive Center
T: 239 693 7200

Grand Island
Americas Service Center
T: 716 774 1193

Los Angeles Applications Center
T: 562 943 0300

Portland Drive Center
T: 503 266 2094

Providence Applications Center
T: 401 392 4256

Toronto Application Center
T: 905 949 3402

Salt Lake City Application Center
T: 801 566 5521

York Engineering Center
T: 717 751 4200

LATIN AMERICAN & CARIBBEAN REGION
Miami Sales Office
T: 305 818 8897

For current authorized distributors or resellers, please check the Control Techniques web site:
www.emersonct.com.

AUSTRALIA
Melbourne Application Center
T: +613 973 81777
controltechniques.au@emerson.com

Sydney Drive Center
T: +61 2 9838 7222
controltechniques.au@emerson.com

AUSTRIA
Linz Drive Center
T: +43 7229 789480
controltechniques.at@emerson.com

BELGIUM
Brussels Drive Center
T: +32 1574 0700
controltechniques.be@emerson.com

BRAZIL
São Paulo Application Center
T: +55 11 3618 6661
controltechniques.br@emerson.com

CHINA
Shanghai Drive Center
T: +86 21 5426 0668
controltechniques.cn@emerson.com

Beijing Application Center
T: +86 10 856 31122 ext 820
controltechniques.cn@emerson.com

CZECH REPUBLIC
Brno Drive Center
T: +420 511 180111
controltechniques.cz@emerson.com

DENMARK
Copenhagen Drive Center
T: +45 4369 6100
controltechniques.dk@emerson.com

FRANCE*
Angoulême Drive Center
T: +33 5 4564 5454
controltechniques.fr@emerson.com

GERMANY
Bonn Drive Center
T: +49 2242 8770
controltechniques.de@emerson.com

Chemnitz Drive Center
T: +49 3722 52030
controltechniques.de@emerson.com

Darmstadt Drive Center
T: +49 6251 17700
controltechniques.de@emerson.com

GREECE*
Athens Application Center
T: +0030 210 57 86086/088
controltechniques.gr@emerson.com

HOLLAND
Rotterdam Drive Center
T: +31 184 420555
controltechniques.nl@emerson.com

HONG KONG
Hong Kong Application Center
T: +852 2979 5271
controltechniques.hk@emerson.com

INDIA
Chennai Drive Center
T: +91 44 2496 1123/
2496 1130/2496 1083
controltechniques.in@emerson.com

Pune Application Center
T: +91 20 2612 7956/2612 8415
controltechniques.in@emerson.com

New Delhi Application Center
T: +91 11 2 576 4782/2 581 3166
controltechniques.in@emerson.com

IRELAND
Newbridge Drive Center
T: +353 45 448200
controltechniques.ie@emerson.com

ITALY
Milan Drive Center
T: +39 02575 751
controltechniques.it@emerson.com

Reggio Emilia Application Center
T: +39 02575 751
controltechniques.it@emerson.com

Vicenza Drive Center
T: +39 0444 933400
controltechniques.it@emerson.com

KOREA
Seoul Application Center
T: +82 2 3483 1605
controltechniques.kr@emerson.com

● Drive and Application Centers
● International Distribution Depots

Control Techniques has a network of over 500 distributors in North America. Call for the distributor nearest you.

MALAYSIA
Kuala Lumpur Drive Center
T: +603 5634 9776
controltechniques.my@emerson.com

REPUBLIC OF SOUTH AFRICA
Johannesburg Drive Center
T: +27 11 462 1740
controltechniques.za@emerson.com

Cape Town Application Center
T: +27 21 556 0245
controltechniques.za@emerson.com

RUSSIA
Moscow Application Center
T: +7 495 981 9811
controltechniques.ru@emerson.com

SINGAPORE
Singapore Drive Center
T: +65 6468 8979
controltechniques.sg@emerson.com

SLOVAKIA
Emerson A.S.
T: +421 32 7700 369
controltechniques.sk@emerson.com

SPAIN
Barcelona Drive Center
T: +34 93 680 1661
controltechniques.es@emerson.com

Bilbao Application Center
T: +34 94 620 3646
controltechniques.es@emerson.com

Valencia Drive Center
T: +34 96 154 2900
controltechniques.es@emerson.com

SWEDEN*
Stockholm Application Center
T: +468 554 241 00
controltechniques.se@emerson.com

SWITZERLAND
Lausanne Application Center
T: +41 21 637 7070
controltechniques.ch@emerson.com

Zurich Drive Center
T: +41 56 201 4242
controltechniques.ch@emerson.com

TAIWAN
Taipei Application Center
T: +886 22325 9555
controltechniques.tw@emerson.com

THAILAND
Bangkok Drive Center
T: +66 2962 2092 99
controltechniques.th@emerson.com

TURKEY
Istanbul Drive Center
T: +90 216 4182420
controltechniques.tr@emerson.com

UAE*
Emerson FZE
T: +971 4 8118100
ct.dubai@emerson.com

UNITED KINGDOM
Telford Drive Center
T: +44 1952 213700
controltechniques.uk@emerson.com

Operated by sister company, Leroy Somer

